

HÄFELE



2018 | [www.hafele.com.au](http://www.hafele.com.au)

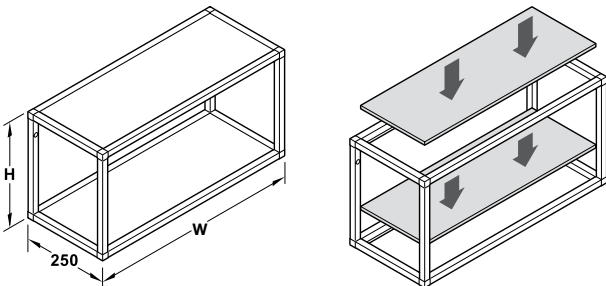
# SMART CUBE DESIGNER SHELVING SYSTEM

Brought to you by Häfele



## SHELF SYSTEM SET COMPONENTS

For when you need a good all-rounder. Smartcube is a shelving system that can do almost anything that looks good in the architecture of any room. Thanks to its core, a small intelligent cube, it can be extended as required and is very stable, whether integrated in existing furniture concepts or fixed to the wall, individually or in groups, one on top of the other or adjacent. Technically perfect, visually enriching and virtually invincible.



- > Weight capacity: 50 kg /m<sup>2</sup> max. per shelf
- > Material: Aluminium
- > Shelf thickness (mm): ≤16
- > Depth (mm): 250

Dimensions (mm) H x W	Stainless steel coloured	Black
300 x 600	793.06.031	793.06.331
300 x 900	793.06.032	793.06.332
300 x 1200	793.06.033	793.06.333
390 x 600	793.06.061	793.06.361
390 x 900	793.06.062	793.06.362
390 x 1200	793.06.063	793.06.363
450 x 600	793.06.041	793.06.341
450 x 900	793.06.042	793.06.342
450 x 1200	793.06.043	793.06.343

Packing: 1 set



**Order reference:**

- > Drop-in shelves not supplied
- > Cutting dimensions of board material (WxD) = (W - 38) x 212 mm

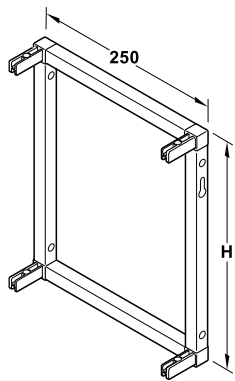


**Supplied with:**

- > 2 End sections
- > 4 Rail sections
- > Fixing material (wall plugs for solid brick walls, screws and cover caps)

## SHELF SYSTEM INDIVIDUAL COMPONENTS

### END SECTION



- > Material: Aluminium
- > Depth (mm): 250

Height (mm)	Stainless steel coloured	Black
300	793.05.090	793.05.390
390	793.05.092	793.05.392
450	793.05.091	793.05.391

Packing: 1 set (2 ends)



**Supplied with:**

- > 2 End sections with pre-mounted corner joints

### RAIL SECTION - CUT TO SIZE

- > Features: Precut and drilled lengths
- > Material: Aluminium

Length (mm)	Stainless steel coloured	Black
600	793.05.001	793.05.301
900	793.05.002	793.05.302
1200	793.05.003	793.05.303

Packing: 1 set (4 rails)

### RAIL SECTION LENGTHS

- > Material: Aluminium
- > Length (mm): 2500

	Version	Colour	Cat. No.
	Without support for vertical strut	Stainless steel coloured	793.05.014
		Black	793.05.314
	With support on one side	Stainless steel coloured	793.05.024
		Black	793.05.324

Packing: 1 piece



**Note:**

Drill holes are required for wall mounting.

### CORNER JOINTS

- > Material: Aluminium

	Version	Colour	Cat. No.
<b>For basic shelf system</b>			
	3-sided	Stainless steel coloured	793.05.080
		Black	793.05.380
<b>For multi-level shelf system</b>			
	4-sided	Stainless steel coloured	793.05.081
		Black	793.05.381
	4-sided	Stainless steel coloured	793.05.082
		Black	793.05.382

Packing: 1 piece

### FIXING MATERIAL

	Cat. No.
Stainless steel coloured	793.05.997
Black	793.05.996

Packing: 1 screw pack



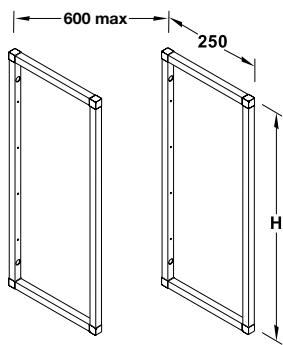
**Supplied with:**

- > 24 Countersunk head screws, self-tapping, M5 x 15 mm
- > 2 Hospa chipboard screws with countersunk head 5 x 55 mm
- > 2 Universal wall plug, UX6 x 50 mm
- > 2 Cover caps

# FRAME SYSTEM



## END SECTION



- > Weight capacity: 50 kg /m<sup>2</sup> max. per shelf
- > Material: Aluminium
- > Shelf thickness (mm): ≤16
- > Depth (mm): 250

Height (mm)	Stainless steel coloured	Black
580	793.05.045	793.05.345
780	793.05.046	793.05.346

Packing: 1 set (2 frames)

## RAIL SECTION - CUT TO SIZE

- > Features: Precut and drilled lengths
- > Material: Aluminium

Length (mm)	Stainless steel coloured	Black
600	793.05.001	793.05.301
900	793.05.002	793.05.302
1200	793.05.003	793.05.303

Packing: 1 set (4 poles)

## CORNER JOINTS

- > Material: Aluminium

	Version	Colour	Cat. No.
	2-sided	Stainless steel coloured	793.05.089
		Black	793.05.389

Packing: 1 piece

## FIXING MATERIAL

	Cat. No.
Stainless steel coloured	793.05.994
Black	793.05.993

Packing: 1 screw pack



### Supplied with:

- > 8 Hospa chipboard screws with countersunk head 3.5 x 16 mm
- > 8 Hospa chipboard screws with countersunk head 3.5 x 13 mm
- > 4 Hospa chipboard screws with countersunk head 5 x 55 mm
- > 4 Universal wall plug UX6 x 50 mm
- > 12 Cover caps
- > 8 Shelf supports

# HÄFELE

**Häfele Australia Pty. Ltd.** | 8 Monterey Road | Dandenong | Victoria 3175  
**Phone:** 1300 659 728 | **Fax:** (03) 9212 2001 | **Email:** info@hafele.com.au | [www.hafele.com.au](http://www.hafele.com.au)

**Häfele New Zealand Ltd.** | 16 Accent Drive | East Tamaki | Auckland 2013  
**Phone:** 0800 442 335 | **Email:** info@hafele.co.nz | [www.hafele.co.nz](http://www.hafele.co.nz)

### HÄFELE LOCATIONS:

**Australia** | MELBOURNE | SYDNEY | NEWCASTLE | BRISBANE | ADELAIDE | LAUNCESTON | HOBART | PERTH  
**New Zealand** | AUCKLAND | WELLINGTON | CHRISTCHURCH